



What is “ENVELEX® RAIN”?




ENVELEX is a product designed and manufactured by Envel Designs of Newbury Park, California, for the high-end Hospitality, Residential, and Commercial Interior Design market.

ENVELEX ® RAIN suggests the appearance of gale-force water streaking down your windows. Rain creates a highly organic and lineal effect. Additional levels of light gathering diffusion are available either by sandblasting or the addition of light scattering additives to the custom resins. Glass-clear edge polishing is also available for conditions where edges will be exposed.



ENVELEX ® RAIN can be specified in any color and density as required. In addition, thicknesses are available from very light gauge (1/8”) up to 2" thickness and beyond. A single color can be specified, or multiple colors. Colors can be matched to your finish samples, and ENVEL also offers the capability of high polish edge finishing in any sizes.

Maximum panel size 5' x 10'.



Information & Image Source: Envel Design, Source-Book.com.